

# Kennet & Avon Canal Towpath improvements

Monday, September 14, 2015

Powered by  SurveyMonkey

# 372

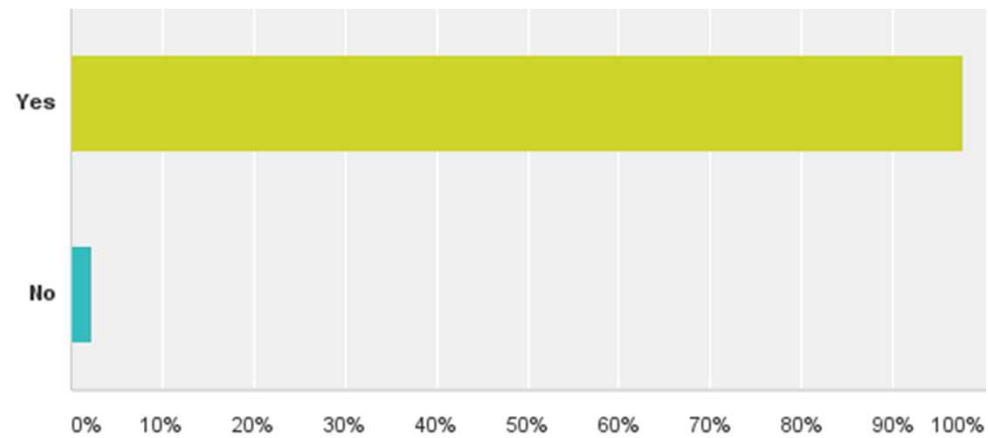
Total Responses

Date Created: Thursday, August 27, 2015

Complete Responses: 372

# Q1: Do you currently use the towpath between Bathampton and Sydney Gardens? (if no, please go to Q3)

Answered: 364 Skipped: 8



# Q1: Do you currently use the towpath between Bathampton and Sydney Gardens? (if no, please go to Q3)

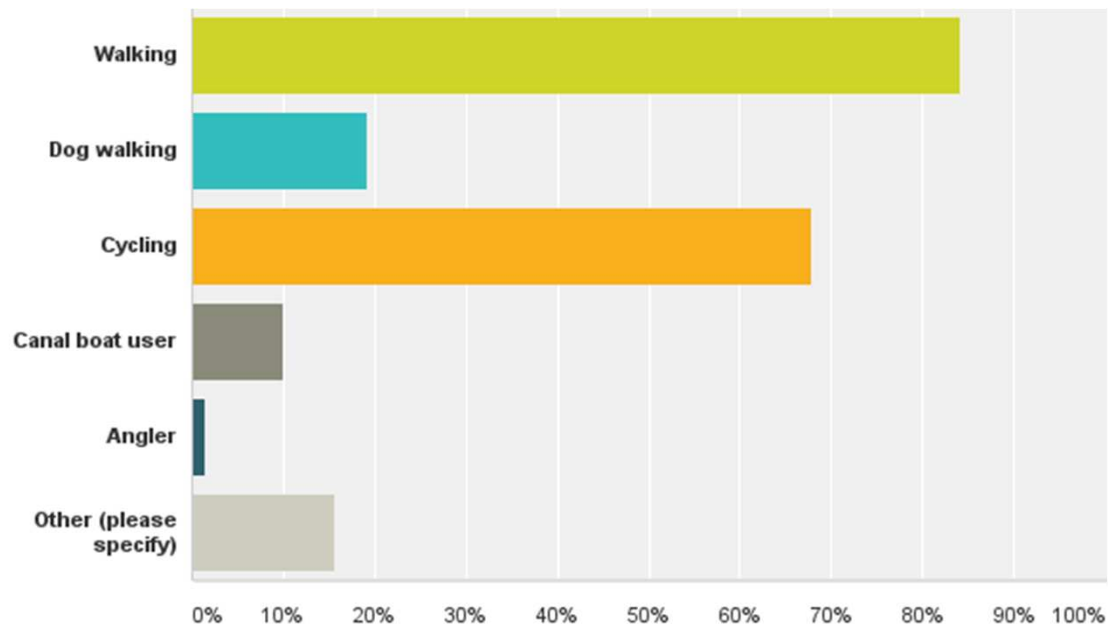
---

Answered: 364 Skipped: 8

Answer Choices	Responses	
Yes	97.80%	356
No	2.20%	8
<b>Total</b>		<b>364</b>

## Q2: In what ways do you use the towpath? (Tick all that apply)

Answered: 366 Skipped: 6



## Q2: In what ways do you use the towpath? (Tick all that apply)

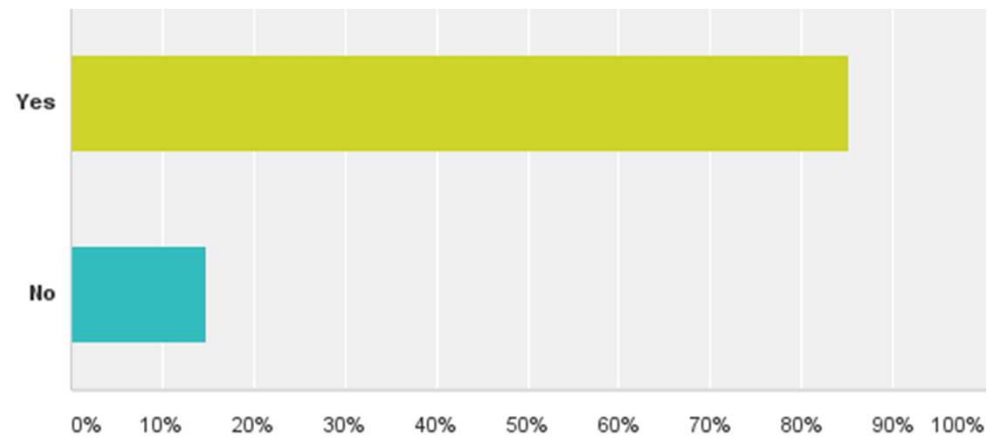
---

Answered: 366 Skipped: 6

Answer Choices	Responses	
Walking	84.15%	308
Dog walking	19.13%	70
Cycling	67.76%	248
Canal boat user	10.11%	37
Angler	1.37%	5
Other (please specify)	15.57%	57
<b>Total Respondents: 366</b>		

**...do you agree that the current company services offered are improved\*? (\*please note that grant funding has been awarded for improvement work and cannot be used for any other purpose)**

Answered: 357 Skipped: 15



**...do you agree that the current company services can be improved\*? (\*please note that grant funding has been awarded for improvement work and cannot be used for any other purpose)**

---

Answered: 357 Skipped: 15

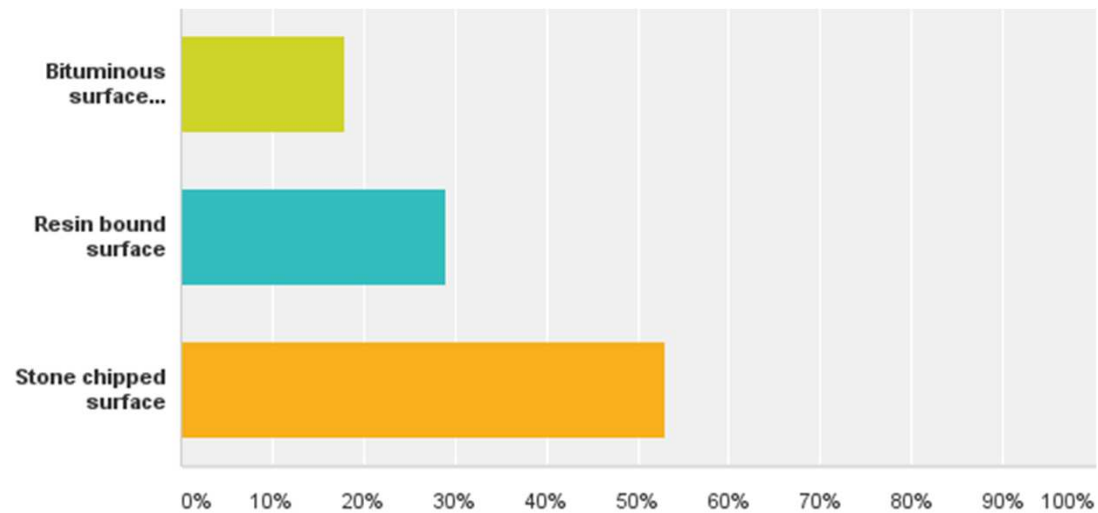
Answer Choices	Responses
Yes	85.15% 304
No	14.85% 53
<b>Total</b>	<b>357</b>



## Q4: From the surface materials identified, which would you prefer?

---

Answered: 330 Skipped: 42



## Q4: From the surface materials identified, which would you prefer?

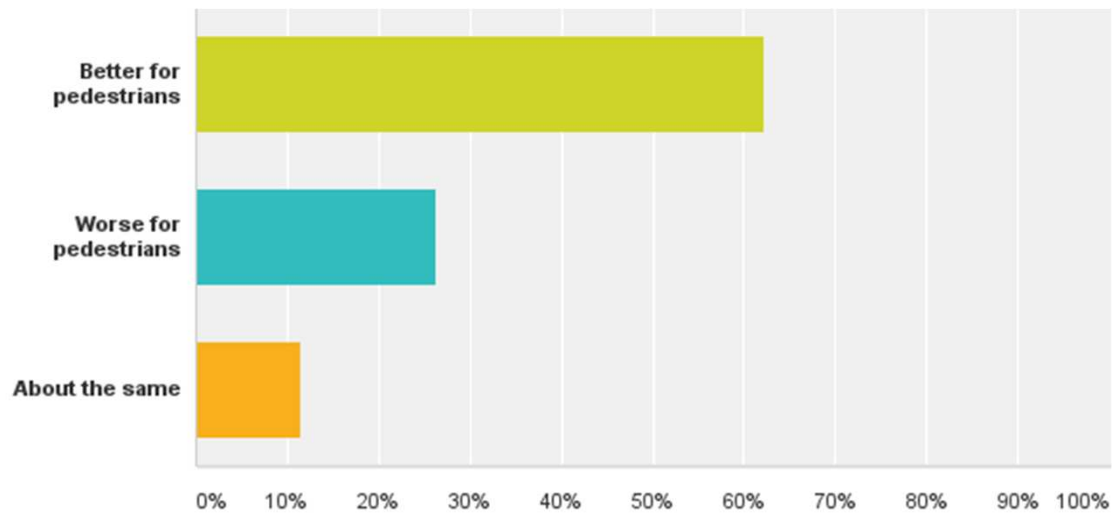
---

Answered: 330 Skipped: 42

Answer Choices	Responses
Bituminous surface (blacktop)	17.88% 59
Resin bound surface	29.09% 96
Stone chipped surface	53.03% 175
<b>Total</b>	<b>330</b>

## Q5: Do you consider the proposals will make it:

Answered: 354 Skipped: 18



## Q5: Do you consider the proposals will make it:

---

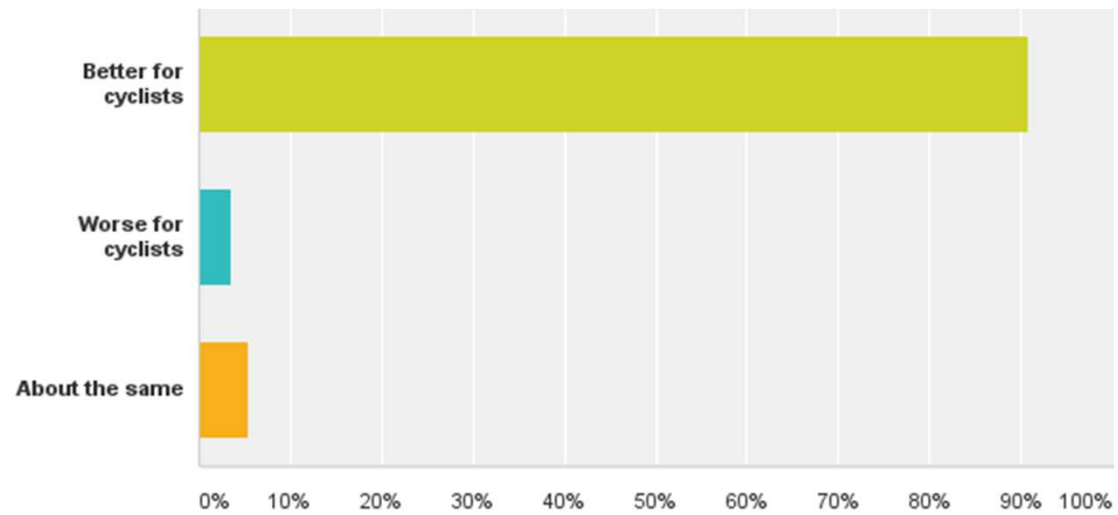
Answered: 354 Skipped: 18

Answer Choices	Responses	
Better for pedestrians	62.15%	220
Worse for pedestrians	26.27%	93
About the same	11.58%	41
<b>Total</b>		<b>354</b>

## Q6: Do you consider the proposals will make it:

---

Answered: 362 Skipped: 10



## Q6: Do you consider the proposals will make it:

---

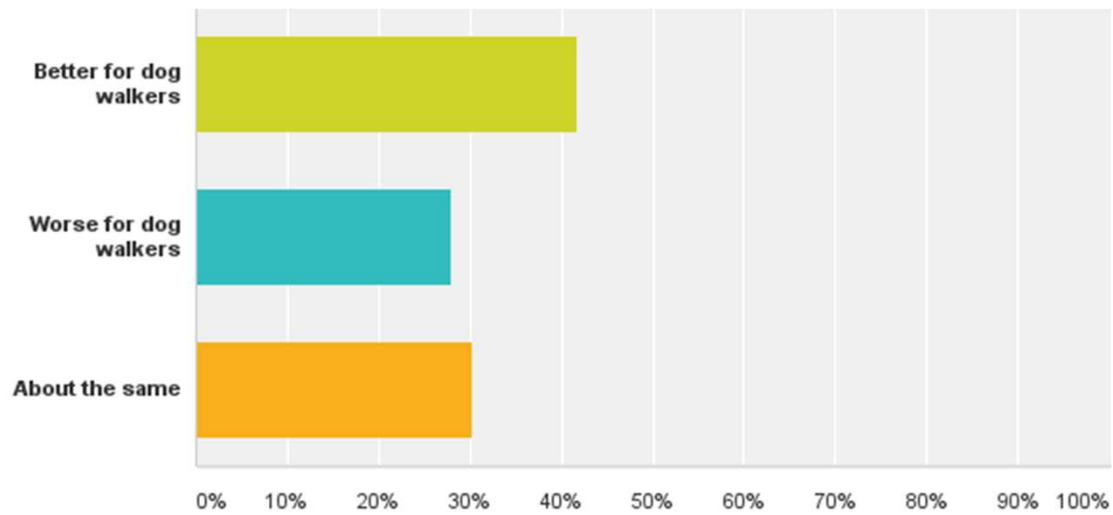
Answered: 362 Skipped: 10

Answer Choices	Responses	
Better for cyclists	90.88%	329
Worse for cyclists	3.59%	13
About the same	5.52%	20
<b>Total</b>		<b>362</b>

## Q7: Do you consider the proposals will make it:

---

Answered: 337 Skipped: 35



## Q7: Do you consider the proposals will make it:

---

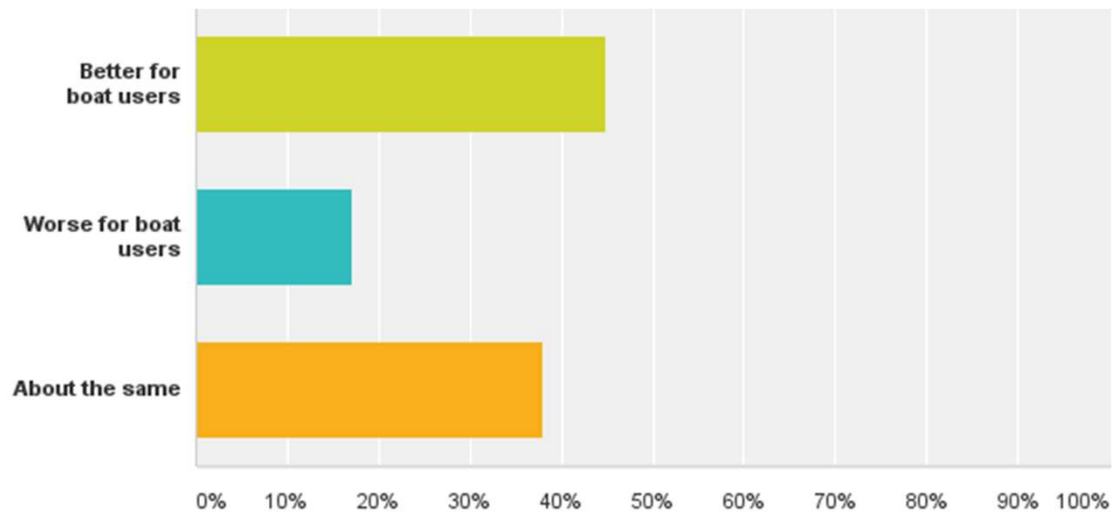
Answered: 337 Skipped: 35

Answer Choices	Responses	
Better for dog walkers	41.84%	141
Worse for dog walkers	27.89%	94
About the same	30.27%	102
<b>Total</b>		<b>337</b>



## Q8: Do you consider the proposals will make it:

Answered: 323 Skipped: 49



## Q8: Do you consider the proposals will make it:

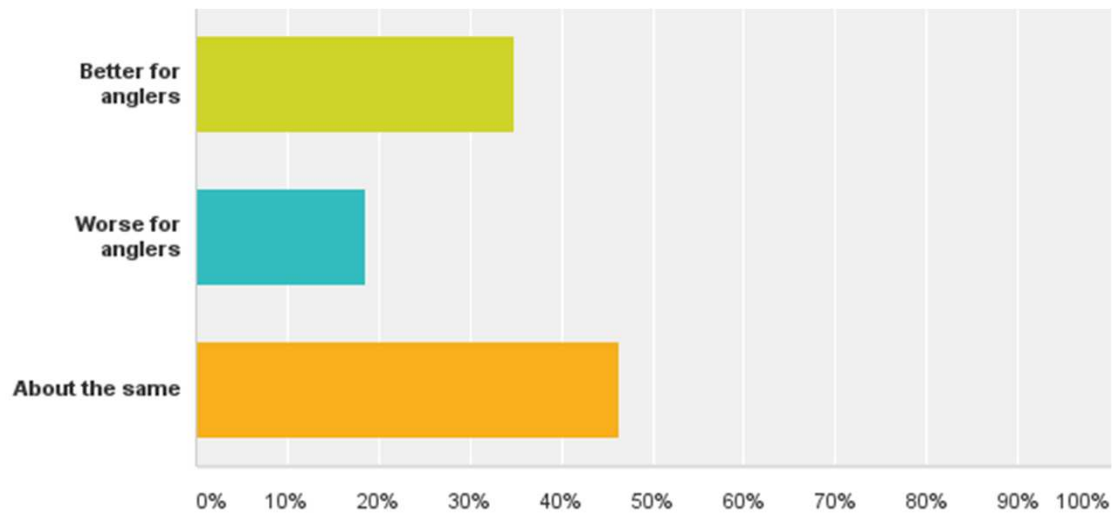
---

Answered: 323 Skipped: 49

Answer Choices	Responses	
Better for boat users	44.89%	145
Worse for boat users	17.03%	55
About the same	38.08%	123
<b>Total</b>		<b>323</b>

## Q9: Do you consider the proposals will make it:

Answered: 306 Skipped: 66



## Q9: Do you consider the proposals will make it:

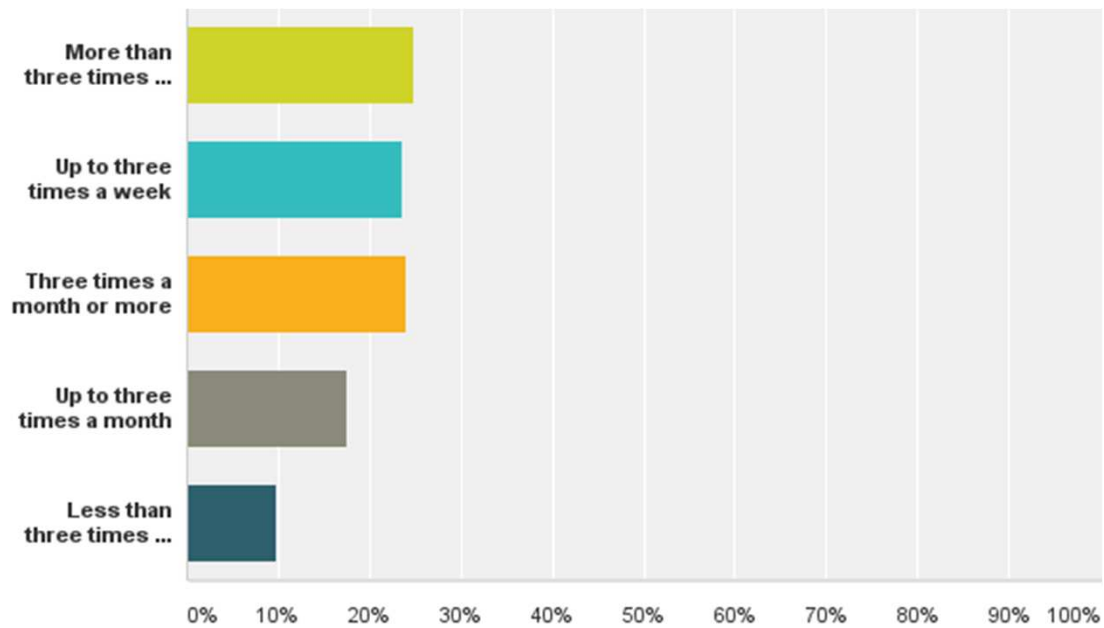
---

Answered: 306 Skipped: 66

Answer Choices	Responses	
Better for anglers	34.97%	107
Worse for anglers	18.63%	57
About the same	46.41%	142
<b>Total</b>		<b>306</b>

## Q10: How frequently do you use the towpath between Bathampton and Sydney gardens?

Answered: 365 Skipped: 7



## Q10: How frequently do you use the towpath between Bathampton and Sydney gardens?

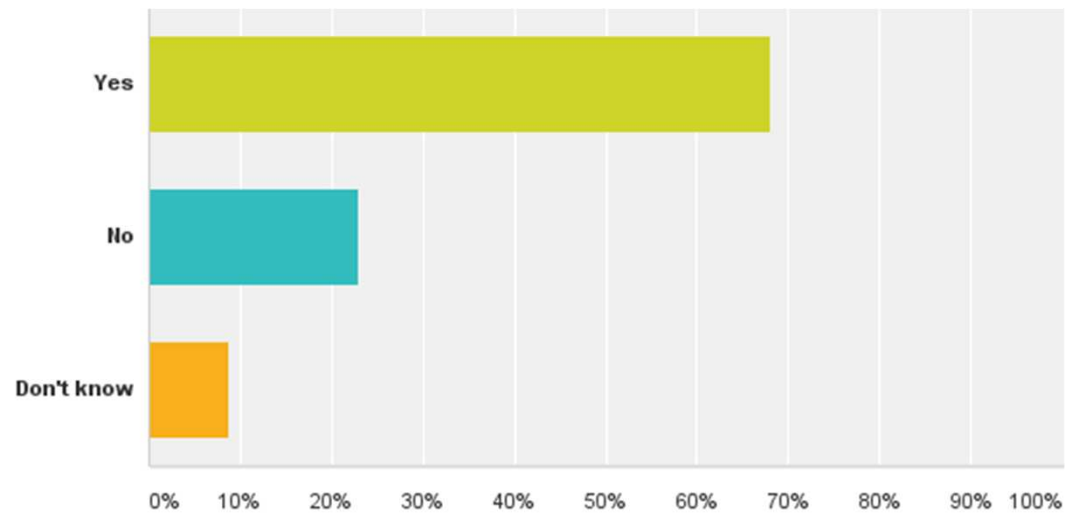
---

Answered: 365 Skipped: 7

Answer Choices	Responses	
More than three times a week	24.93%	91
Up to three times a week	23.56%	86
Three times a month or more	24.11%	88
Up to three times a month	17.53%	64
Less than three times a year	9.86%	36
<b>Total</b>		<b>365</b>

# Q11: Overall, do you consider that the proposals will improve the towpath?

Answered: 361 Skipped: 11



## Q11: Overall, do you consider that the proposals will improve the towpath?

---

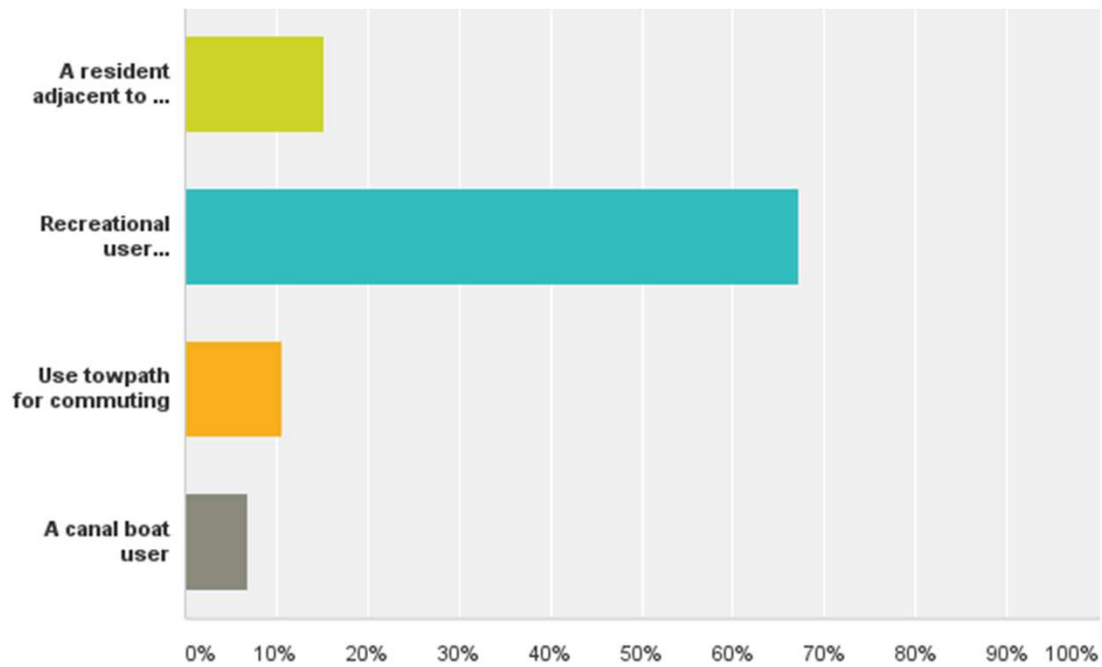
Answered: 361 Skipped: 11

Answer Choices	Responses	
Yes	68.14%	246
No	22.99%	83
Don't know	8.86%	32
<b>Total</b>		<b>361</b>



## Q12: In relation to this project, are you:

Answered: 359 Skipped: 13



## Q12: In relation to this project, are you:

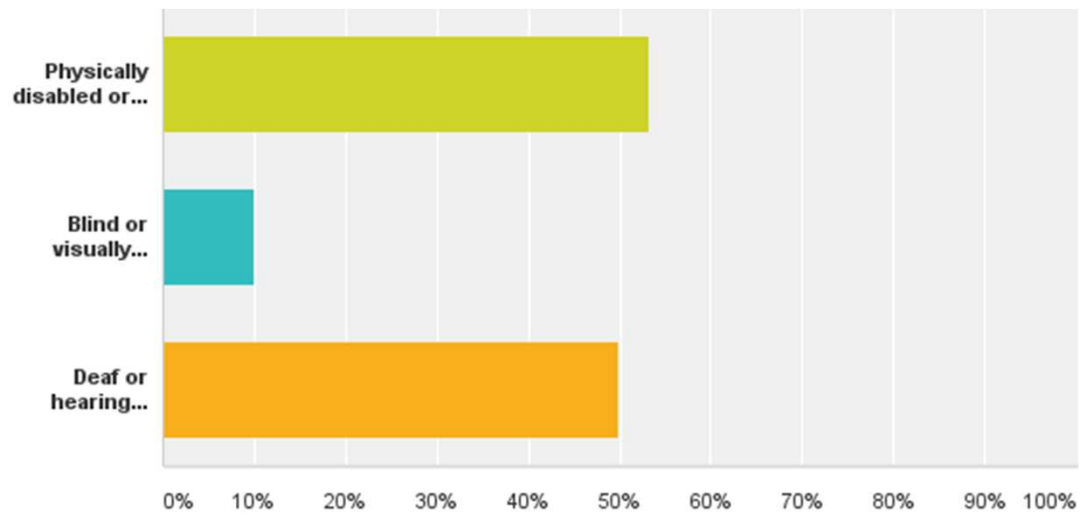
---

Answered: 359 Skipped: 13

Answer Choices	Responses	
A resident adjacent to the towpath	15.32%	55
Recreational user (walking/cycling) of towpath	67.13%	241
Use towpath for commuting	10.58%	38
A canal boat user	6.96%	25
<b>Total</b>		<b>359</b>

# Q13: Do you consider yourself to be any of the following:

Answered: 30 Skipped: 342



## Q13: Do you consider yourself to be any of the following:

---

Answered: 30 Skipped: 342

Answer Choices	Responses	
Physically disabled or mobility impaired	53.33%	16
Blind or visually impaired	10.00%	3
Deaf or hearing impaired	50.00%	15
<b>Total Respondents: 30</b>		